


# PRINCIPAL

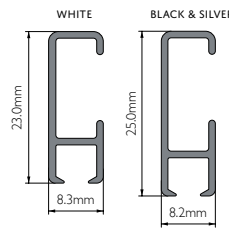
## H-SECTION PROFILE TRACK



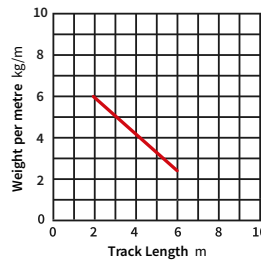
RENAISSANCE  
CONTRACT SOLUTIONS



### DIMENSIONS



### OPTIMUM WEIGHT CHART



MEDIUM WEIGHT  
CURTAINS

### PRODUCT INFO

MATERIAL	ALUMINIUM ALLOY 6060/T6
WEIGHT	126 G/M
TRACK AND SIZES	3M AND 6M SINGLE LENGTHS AVAILABLE
BENDING	BENDING CAN BE DONE TO A MINIMUM 10CM RADIUS FOR 90° ANGLES AND MINIMUM 30CM FOR CONTINUOUS CURVE.
BENDING METHODS	CAN BE BENT WITH THE FOLLOWING BENDING MACHINES: LARGE PORTABLE BENDING TOOL [CODE: 16MPLBEN] TABLE MOUNTED TOOLS [CODE: 16HSPBEN / 16HSOBEN] HANDHELD BENDING TOOL [CODE: 16HSHBEN]
TRACK MAINTENANCE	WE RECOMMEND THAT THE TRACK IS KEPT CLEAN AND DUST FREE. RE-SILICONISATION IS ALSO RECOMMENDED TO PROLONG THE SMOOTH RUNNING OF THE GLIDERS

### KEY FEATURES



4MM  
GROOVE  
SIZE



IN STOCK  
DELIVERY



MADE TO  
MEASURE



KITS  
AVAILABLE



LEVERLOCK  
BRACKETS



ANGLE  
BEND



CONTINUOUS  
CURVE



SURGE WAVE  
COMPATIBLE

### IDEAL FOR USE IN



HOMES &  
DOMESTIC

### COLOUR OPTIONS

PLEASE SUBSTITUTE '\_' IN THE ORDER CODE WITH YOUR COLOUR REF LETTERS OF CHOICE

W

WHITE

T

SILVER

K

BLACK

### KIT COMPONENTS



PROFILE  
TRACK



END  
CAPS X 2



TWIST END  
STOPS X 2



4CM LEVERLOCK WALL/  
CEILING BRACKETS



STANDARD  
GLIDERS



SURGE GLIDERS ON A STRING  
CHOOSE 60MM OR 80MM SPACING

### GLIDER OPTIONS

### PRINCIPAL – COMPLETE KITS

COMPONENTS	KIT SIZES							
	1.00m (3'3")	1.50m (4'11")	2.00m (6'7")	2.50m (8'2)	3.00m* (9'10")	4.00m* (13'1")	5.00m* (16'5")	6.00m* (19'8")
PROFILE TRACK	1 x 1.00m	1 x 1.50m	1 x 2.00m	2 x 2.50m	2 x 1.50m	2 x 2.00m	2 x 2.50m	2 x 3.00m
BRACKETS	3	4	5	6	7	9	11	13
END CAPS	2	2	2	2	2	2	2	2
STANDARD GLIDERS^	10	16	20	26	30	40	50	60
TWIST END STOPS	2	2	2	2	2	2	2	2
STANDARD KIT CODE	16HSUS100_	16HSUS150_	16HSUS200_	16HSUS250_	16HSUS300_	16HSUS400_	16HSUS500_	16HSUS600_
60MM SURGE CODE	16HSU6100_	16HSU6150_	16HSU6200_	16HSU6250_	16HSU6300_	16HSU6400_	16HSU6500_	16HSU6600_
80MM SURGE CODE†	16HSU8100_	16HSU8150_	16HSU8200_	16HSU8250_	16HSU8300_	16HSU8400_	16HSU8500_	16HSU8600_

Packed: 1 px / Outer 5 | Min Qty:1

\* Denotes 2 piece profile. All kits include fittings. \*\* Brackets are 4cm Click Wall/Ceiling Brackets. ^ For Surge the gliders are replaced with gliders on a string

