

Cubicle Rail

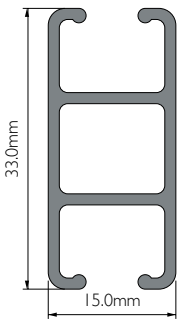
Made-to-Measure Order Form



Company Name:	AC No.:	Date:
Contact Name:	Contact Email:	
Your Order Ref:	Contact Tel:	
Additional Order Info:		

Delivery Details:

1 Track Colour

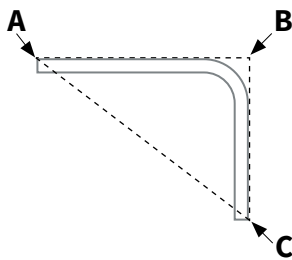

 WHITE

 SILVER

2 Bending Details

Ensure measurements provided are of the track – not wall/recess

NOTE: All bends will be 90° with a radius of 100mm. A min of 200mm distance is required between two bends.

 L-Shape Left


Wall Measurements

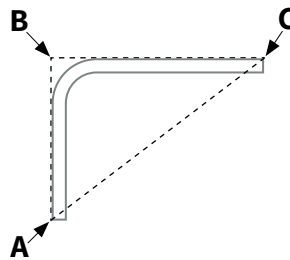
A-B mm

B-C mm

Cross Measurement

A-C mm

Angle at B
Default = 90° °

 L-Shape Right


Wall Measurements

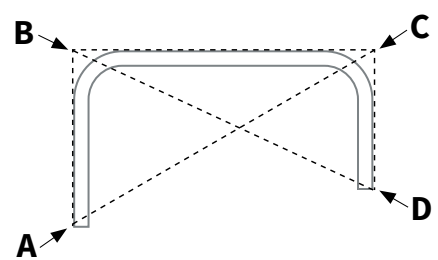
A-B mm

B-C mm

Cross Measurement

A-C mm

Angle at B
Default = 90° °

 U-Shape Bend


Wall Measurements

A-B mm

B-C mm

C-D mm

Cross Measurement

A-C mm

A-D mm

B-D mm

NOTE: All bends in this shape will be at 90°

If you require a more complex bend click here Please provide a drawing with clear dimensions/confirmation of angles

4 Multiple Track Details & Labelling

Use this section to confirm installation details eg. Room / Bay Name or Number.

 Total No. of Tracks following this spec
 Track 1
 Track 2
 Track 3
 Track 4
 Track 5
 Track 6
 Track 7
 Track 8
 OUR REF: