

# Uncorded Metal Track

Made-to-Measure Order Form



Company Name:	AC No.	Date:
Contact Name:	Contact Email:	
Your Order Ref:	Contact Tel:	
Additional Order Info:		

Delivery Details:

---



---



---



---



---

## 1 Track Profile Colour & Bracket Options

	Silent Glide	Motiva Round	W-Section	Recess M-Section Flush recess fit	Heavy Duty H-Section
	<input type="checkbox"/> WHITE <input checked="" type="checkbox"/> BLACK <input type="checkbox"/> SILVER	<input type="checkbox"/> WHITE <input checked="" type="checkbox"/> BLACK <input type="checkbox"/> SILVER	<input type="checkbox"/> WHITE <input checked="" type="checkbox"/> BLACK For Pre-drilled Track tick here <input type="checkbox"/>	<input type="checkbox"/> WHITE <input checked="" type="checkbox"/> BLACK	<input type="checkbox"/> WHITE <input checked="" type="checkbox"/> BLACK <input type="checkbox"/> SILVER
BRACKETS OPTIONS					
Ceiling Fix Bracket	<input type="checkbox"/>	<input type="checkbox"/>	<input type="checkbox"/>		<input type="checkbox"/>
Wall Fix Bracket	<input type="checkbox"/>	<input type="checkbox"/>	<input type="checkbox"/> + 3cm L-Extension Bracket required		<input type="checkbox"/>
Direct Fit No Brackets required			<input type="checkbox"/>		
Adjustable Brackets		<input type="checkbox"/> White <input checked="" type="checkbox"/> Black <input type="checkbox"/> Grey			
Leverlock Brackets			<input type="checkbox"/> White <input checked="" type="checkbox"/> Black		<input type="checkbox"/> White <input checked="" type="checkbox"/> Black <input type="checkbox"/> Grey
Alternative Bracket Provide details					

<input type="checkbox"/> <b>L-Extension Bracket</b> <b>NOTE:</b> For Wall Fix SurgeWave System an L-Extension bracket will be required to ensure the track is projected far enough for it to work.	<input type="checkbox"/> <b>9cm</b> <input type="checkbox"/> <b>14cm</b> <input type="checkbox"/> <b>Bracket Covers</b> Colour <input type="text"/>		<input type="checkbox"/> <b>14cm Double Pole</b> If you require a Double Pole please complete a form for each track – indicate relevant position with tick boxes shown:
			<input type="checkbox"/> <b>Back</b> <input type="checkbox"/> <b>Front</b>

OUR REF:

**2 Number of brackets**

Tables below show number of brackets provided and spacing cut off points. Additional Brackets are an optional extra.






Track Brackets Spacing break points for straight tracks										
100cm	150cm	200cm	250cm	300cm	350cm*	400cm*	450cm*	500cm*	550cm*	600cm*
3	4	5	6	7	8	9	10	11	12	13

**Additional Brackets – Quantity...**  **Type (if different)...**

**3 Glider Options**

**Without SurgeWave System**





 <input type="checkbox"/> <b>Standard 6mm Glider</b> Please confirm colour <input type="checkbox"/> White <input type="checkbox"/> Black	 <input type="checkbox"/> <b>Heavy Duty Glider</b>
 <input type="checkbox"/> <b>Click-in 6mm Glider</b>	 <input type="checkbox"/> <b>Roller Glider</b> <small>NOTE: Not compatible with W-Section Track</small>
 <input type="checkbox"/> <b>Caraglid</b>	

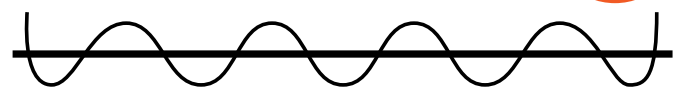
We allow 10 gliders per m. when creating your track. If you require more please specify here:  p/m

**Optional Extras:**

Compatible when using Heavy Duty Gliders **ONLY**.

 <input type="checkbox"/> <b>HD Overlap Arm</b> Create a perfect closed Curtain	 <input type="checkbox"/> <b>HD Underlap Arm</b> Create a perfect closed Curtain
---	--

**With SurgeWave System**



**SurgeWave 6mm Gliders-on-a-string**

60mm  80mm



Please confirm colour  White  Black

**Roller SurgeWave Gliders-on-a-string**

60mm  80mm


Available in white only

**SurgeWave System Optional Extras:**

 <input type="checkbox"/> <b>Friction Gliders</b> To help with Curtain Spring-Back Qty: <input type="text"/> 1 required per curtain	 <input type="checkbox"/> <b>Neat Pleats</b> Ensures a 90° return to end pleats Qty: <input type="text"/> 2 required per curtain
---	---

**4 SurgeWave Stacking Options**

**Split Pair**



**Single Stacked Left**



**Single Stacked Right**



OUR REF:

**5 Finial Options** Motiva Track ONLY



**Plastic End Cap**



**Metal End Cap**



**Metal Ball Finial**



**FYNN Finial (Black only)**

**6 Straight Track size** (for Bending/Bay Tracks please complete **Step 8**)

**Single Track Length...**  mm  *Length includes Finials*  *Length excludes Finials (Motiva only)*

**Multiple Tracks** Please complete **Step 9**

**7 Number of Track Pieces for straight tracks**  **1-piece Track**  **2-piece Track**

**Please note:** Any track over 3m in length will be supplied in 2 pieces unless stated above!

**8 Bay window design** [Please see **page 4** of this form to help provide the correct measurements]

**Bay Pole – No. of Bends...**   **Continuous Curve**  **Returns – No. of Bends...**

**Please note:** The number of brackets provided for bent tracks may vary from those listed in the straight track tables in **2**.

**9 Multiple Track Details & Labelling**

**Total No. of Tracks following this spec**

<input type="checkbox"/> <b>Track 1</b>	<input type="text"/>		<input type="text"/>	cm	<input type="checkbox"/> <b>Track 6</b>	<input type="text"/>		<input type="text"/>	cm
<input type="checkbox"/> <b>Track 2</b>	<input type="text"/>		<input type="text"/>	cm	<input type="checkbox"/> <b>Track 7</b>	<input type="text"/>		<input type="text"/>	cm
<input type="checkbox"/> <b>Track 3</b>	<input type="text"/>		<input type="text"/>	cm	<input type="checkbox"/> <b>Track 8</b>	<input type="text"/>		<input type="text"/>	cm
<input type="checkbox"/> <b>Track 4</b>	<input type="text"/>		<input type="text"/>	cm	<input type="checkbox"/> <b>Track 9</b>	<input type="text"/>		<input type="text"/>	cm
<input type="checkbox"/> <b>Track 5</b>	<input type="text"/>		<input type="text"/>	cm	<input type="checkbox"/> <b>Track 10</b>	<input type="text"/>		<input type="text"/>	cm

Please provide any additional details that may assist in your order:

---



---



---



---



---

OUR REF:

# Bending/Bay fitting required

Please complete the appropriate details below and include any additional drawings/photos that may help in the completion of your bending/request. All measurements provided should be taken at the height the track will be fitted.

**Please Note:** All bends will have a minimum radius of 100mm. A minimum of 200mm distance is required between two bends.

Measurements shown are of...  Track  Wall\*

\*If wall measurements are provided a deductions in track size will be made in accordance to Project Size requested.

60mm SurgeWave = 7cm Brackets    80mm SurgeWave = 9cm Brackets

Bracket Type:  Wall Fix  Ceiling Fix ‡

Bracket Size: \_\_\_\_\_ cm

Projection Size: \_\_\_\_\_ cm

‡ **NOTE:** Ceiling Fix Tracks we will reduce the overall size of the track listed below by 5cm from each edge unless specified otherwise

Please confirm bend type for Wall Fix bracket positioning

Internal  External

**Single Left**

Wall Measurements

A-B  mm

B-C  mm

Cross Measurement

A-C  mm

Angle at B

**Single Right**

Wall Measurements

A-B  mm

B-C  mm

Cross Measurement

A-C  mm

Angle at B

**Square Bay**

Supplied as 2 piece track unless specified in the tick box below.‡

Wall Measurements

A-B  mm

B-C  mm

C-D  mm

Cross Measurement

A-C  mm

A-D  mm

B-D  mm

If possible please confirm Angle at B  Angle at C

**Two Bend Bay**

Supplied as 2 piece track unless specified in the tick box below.‡

Optional Returns

A minimum return of 200mm is required for external bend

1-A  mm

2-D  mm

**Four Bend Bay**

Supplied as 2 piece track unless specified in the tick box below.‡

‡ Bay Bends are supplied as 2 piece tracks as standard unless specified    Tick here for 1 piece Track

Wall Measurements

A-B  mm

B-C  mm

C-D  mm

D-E  mm

E-F  mm

Cross Measurements

B-D  mm

C-E  mm

B-E  mm

A-E  mm

B-F  mm

A-F  mm

Depth Measurement

G-H  mm

Optional Returns

A minimum return of 200mm is required for external bend

1-A  mm

2-F  mm

**Continuous Curved Bay**

Supplied as 1 piece track

Cross Measurement\*

A-B  mm

A-C  mm

A-D  mm

A-E  mm

B-E  mm

C-E  mm

D-E  mm

C-F  mm

Optional Returns

**Note:** A minimum return of 200mm is required

1-A  mm

2-E  mm

\* The distance between points A-B, B-C, C-D & D-E should be approximately equal. These points should be temporarily marked on the wall for accurate measuring.