

Uncorded Metal Track

Made-to-Measure Order Form



Company Name:	AC No.	Date:
Contact Name:	Contact Email:	
Your Order Ref:	Contact Tel:	
Additional Order Info:		

Delivery Details:

1 Track Profile Colour & Bracket Options

	Principal H-Section	Optimal H-Section	Mini-Optimal H-Section	Professional Large Curved	Mini-Pro Small Curved	Mini U-Section Top-Fix
	 <input type="checkbox"/> WHITE <input type="checkbox"/> BLACK <input type="checkbox"/> SILVER	 <input type="checkbox"/> WHITE	 <input type="checkbox"/> WHITE	 <input type="checkbox"/> WHITE <input type="checkbox"/> ANTHRACITE <input type="checkbox"/> BLACK <input type="checkbox"/> SAND <input type="checkbox"/> SILVER <input type="checkbox"/> GOLD <input type="checkbox"/> SILVER METALLIC <input type="checkbox"/> ANTIQUE BRASS	 <input type="checkbox"/> WHITE <input type="checkbox"/> SILVER <input type="checkbox"/> GOLD <input type="checkbox"/> BRUSHED STEEL	 <input type="checkbox"/> WHITE Wall-Fix <input type="checkbox"/> WHITE
BRACKETS						
Ceiling Fix Bracket	<input type="checkbox"/>	<input type="checkbox"/>	<input type="checkbox"/>	<input type="checkbox"/>	<input type="checkbox"/>	
Wall Fix Bracket	<input type="checkbox"/>	<input type="checkbox"/>	<input type="checkbox"/>	<input type="checkbox"/>	<input type="checkbox"/>	
Direct Fit No Brackets						<input type="checkbox"/>
Leverlock Bracket Confirm Colour	<input type="checkbox"/> White <input type="checkbox"/> Black <input type="checkbox"/> Grey			<input type="checkbox"/> White <input type="checkbox"/> Black <input type="checkbox"/> Grey <input type="checkbox"/> Gold		
Alternative Bracket Provide details			N/A		N/A	N/A
Confirm Bracket Size	<input type="text"/> cm	<input type="text"/> cm		<input type="text"/> cm		

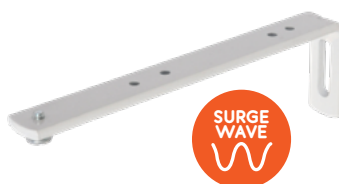
☐ **L-Extension Bracket**

NOTE: For Wall Fix SurgeWave System an L-Extension bracket will be required to ensure the track is projected far enough for it to work.

☐ **9cm** ☐ **14cm**

☐ **Bracket Covers**

Colour



☐ **14cm Double Pole**

If you require a Double Pole please complete a form for each track – indicate relevant position with tick boxes shown:

☐ **Back**

☐ **Front**

OUR REF:

2 Number of brackets

Tables below show number of brackets provided and spacing cut off points. Additional Brackets are an optional extra.

Track Brackets Spacing break points for straight tracks

100cm	150cm	200cm	250cm	300cm	350cm*	400cm*	450cm*	500cm*	550cm*	600cm*
3	4	5	6	7	8	9	10	11	12	13

☐ Additional Brackets – Quantity...

Type (if different)...

3 Glider Options

☐ Without SurgeWave System



☐ Standard 4mm Glider

Please confirm colour

White

Black

Grey

Gold

☐ Click-in 4mm Glider Available white only

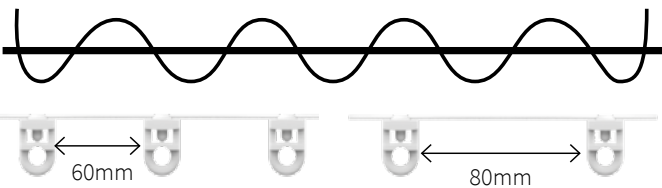
We allow 10 gliders per m. when creating your track. If you require more please specify here: p/m

Optional Extras:

☐ Overlap Arm
Create a perfect closed Curtain

☐ Underlap Arm
Create a perfect closed Curtain

☐ With SurgeWave System



☐ SurgeWave 4mm Gliders-on-a-string

☐ 60mm

☐ 80mm

Please confirm colour

White

Black


SurgeWave System Optional Extras:

☐ Friction Gliders
To help with Curtain Spring-Back
Qty: 1 required per curtain

☐ Neat Pleats
Ensures a 90° return to end pleats
Qty: 2 required per curtain

4 SurgeWave Stacking Options


☐ Split Pair



☐ Single Stacked Left



☐ Single Stacked Right



5 Straight Track size (for Bending/Bay Tracks please complete Step 7)

Single Track Length... mm

Multiple Tracks Please complete Step 8

6 Number of Track Pieces for straight tracks 1-piece Track 2-piece Track

Please note: Any track over 3m in length will be supplied in 2 pieces unless stated above!

7 Bay window design [Please see page 4 of this form to help provide the correct measurements]

Bay Pole – No. of Bends... Continuous Curve Returns – No. of Bends...

Please note: The number of brackets provided for bent tracks may vary from those listed in the straight track tables in 2.

8 Multiple Track Details & Labelling

Total No. of Tracks following this spec

Track 1		cm	Track 6		cm
Track 2		cm	Track 7		cm
Track 3		cm	Track 8		cm
Track 4		cm	Track 9		cm
Track 5		cm	Track 10		cm

Please provide any additional details that may assist in your order:

OUR REF:

Bending/Bay fitting required

Please complete the appropriate details below and include any additional drawings/photos that may help in the completion of your bending request. All measurements provided should be taken at the height the track will be fitted.

Please Note: All bends will have a minimum radius of 100mm. A minimum of 200mm distance is required between two bends.

Measurements shown are of... ☐ Track ☐ Wall*

*If wall measurements are provided a deductions in track size will be made in accordance to Project Size requested.

60mm SurgeWave = 7cm Brackets 80mm SurgeWave = 9cm Brackets

Bracket Type: ☐ Wall Fix ☐ Ceiling Fix ‡

Bracket Size: _____ cm

Projection Size: _____ cm

‡ NOTE: Ceiling Fix Tracks we will reduce the overall size of the track listed below by 5cm from each edge unless specified otherwise

Please confirm your bend type for the bracket positioning

☐ Internal ☐ External

☐ **Single Left**

Wall Measurements
A-B _____ mm
B-C _____ mm
Cross Measurement
A-C _____ mm
Angle at B _____

☐ **Single Right**

Wall Measurements
A-B _____ mm
B-C _____ mm
Cross Measurement
A-C _____ mm
Angle at B _____

☐ **Square Bay**
Supplied as 2 piece track unless specified in the tick box below.‡

Wall Measurements
A-B _____ mm
B-C _____ mm
C-D _____ mm
Cross Measurement
A-C _____ mm
A-D _____ mm
B-D _____ mm
If possible please confirm Angle at B _____ Angle at C _____

☐ **Two Bend Bay**
Supplied as 2 piece track unless specified in the tick box below.‡

Wall Measurements
A-B _____ mm
B-C _____ mm
C-D _____ mm
Cross Measurement
A-C _____ mm
A-D _____ mm
B-D _____ mm
Optional Returns
A minimum return of 200mm is required for external bend
1-A _____ mm
2-D _____ mm
Angle at B _____ Angle at C _____

☐ **Four Bend Bay**
Supplied as 2 piece track unless specified in the tick box below.‡

Wall Measurements
A-B _____ mm
B-C _____ mm
C-D _____ mm
D-E _____ mm
E-F _____ mm
G-H _____ mm
Cross Measurement
B-D _____ mm
C-E _____ mm
B-E _____ mm
A-E _____ mm
B-F _____ mm
A-F _____ mm
Optional Returns
A minimum return of 200mm is required for external bend
1-A _____ mm
2-F _____ mm

‡ Bay Bends are supplied as 2 piece tracks as standard unless specified

Tick here for 1 piece Track ☐

☐ **Continuous Curved Bay**
Supplied as 1 piece track

Cross Measurement*
A-B _____ mm
A-C _____ mm
A-D _____ mm
A-E _____ mm
B-E _____ mm
C-E _____ mm
D-E _____ mm
C-F _____ mm
Optional Returns
Note: A minimum return of 200mm is required
1-A _____ mm
2-E _____ mm

* The distance between points A-B, B-C, C-D & D-E should be approximately equal. These points should be temporarily marked on the wall for accurate measuring.